

New York

Equine
Survey

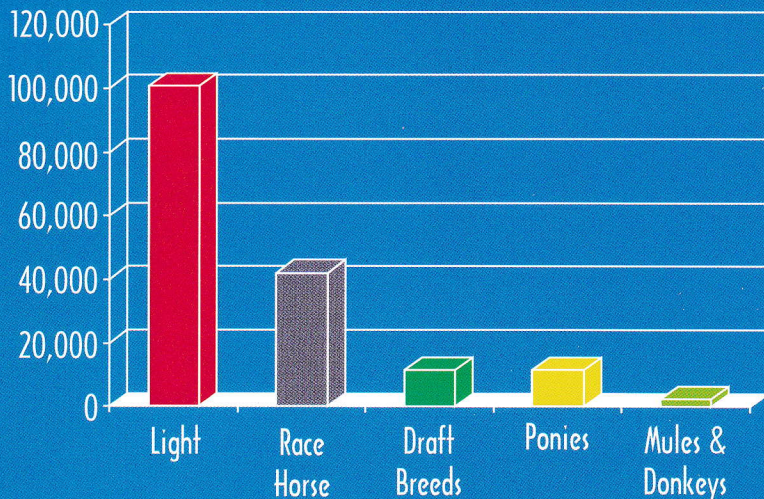
2007

Equine Highlights




- ✓ There were an estimated 168,000 equine of all types in New York
- ✓ All light horse breeds combined totaled 142,500
- ✓ Draft horse breeds increased from 7,200 head in 1988 to 11,500 in 2000
- ✓ The number of ponies dropped 68 percent to a total of 11,500 in 2000
- ✓ The value of all equine in New York on September 1, 2000, is \$1.70 billion
- ✓ Total equine-related assets were \$6.15 billion
- ✓ The value of land, fences and buildings accounted for \$3.71 billion
- ✓ Equine owners and operators spent a total of about \$523 million for operating expenses and expenditures for capital items totaled \$181 million
- ✓ Total expenses per equine on hand September 1, 2000 averaged \$4,188
- ✓ A total of 11,200 hired workers were employed on New York equine operations during 2000

Equine By Breed



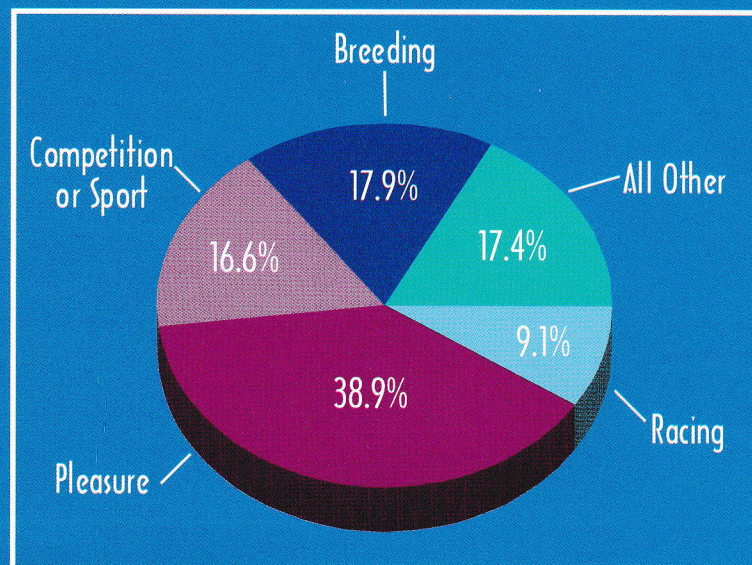
Light breeds excluding racing breeds totaled 100,500 head or 60 percent of the total. Racing breeds totaled 42,000 or 25 percent of the total equine in New York.

Operations By Type



Almost half of the operators, 49 percent, describe their equine operation as non-commercial/non-farm.

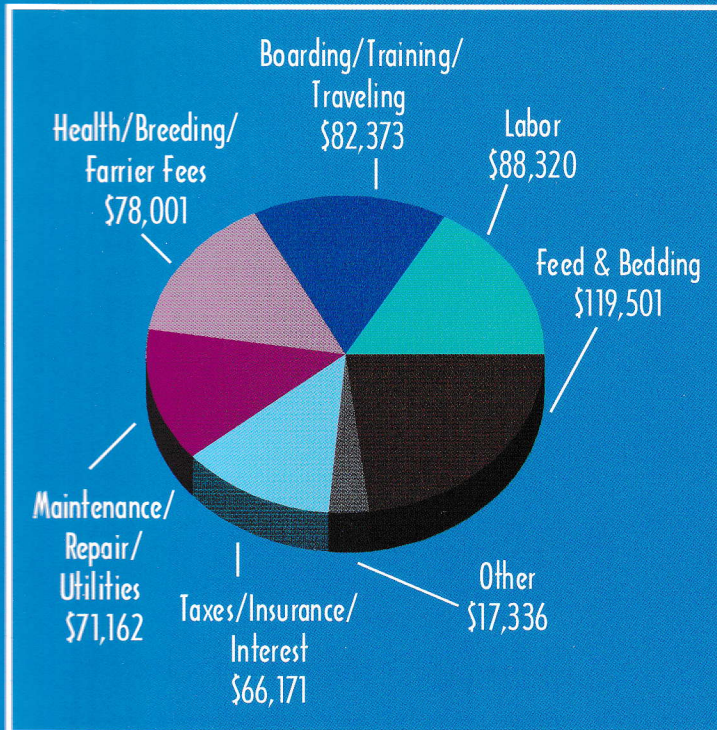
Equine By Primary Use



The leading use in 2000 was equine used for pleasure. Equine used for breeding was second followed closely by equine used for competition or sport (excluding thoroughbred or standardbred racing).



Operating Expenses

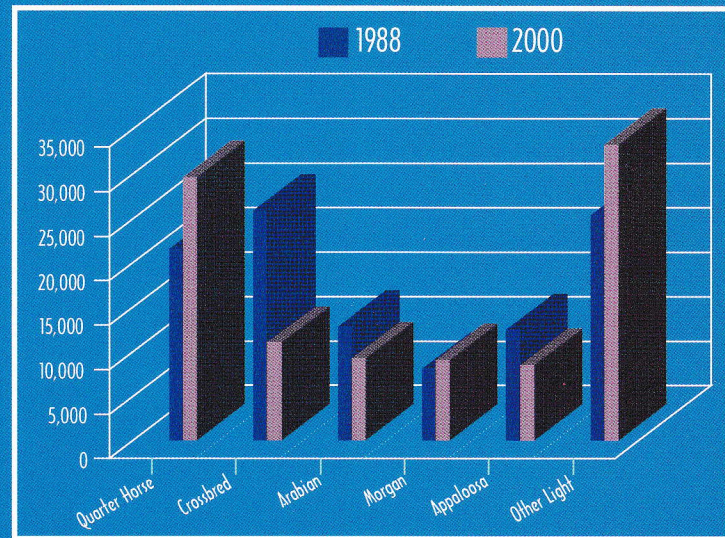


Operating expenses totaled \$523 million. The leading operating expenses were for feed and bedding at \$119.5 million and hired labor at \$88.3 million.



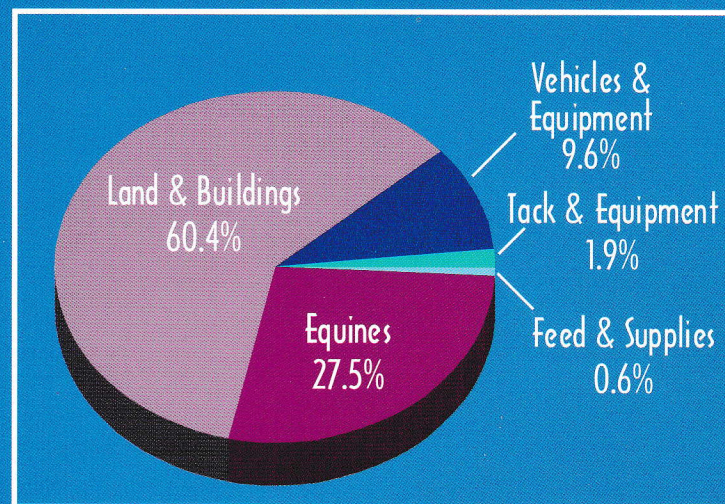
Equine related assets totaled \$6.15 billion. Land and buildings totaled \$3.71 billion and equine on hand was \$1.70 billion.

Light Horse Breeds



Quarter Horses led all light breeds, with 29,600 head, a 38 percent increase from 1988.

Equine Related Assets



EQUINE SURVEY HIGHLIGHTS, NEW YORK, 2000

Categories	Number	Average per equine ¹	Total Value
		<i>Dollars</i>	<i>Thousand Dollars</i>
EQUINE BY TYPE			
Racing Breed Horses	42,000	27,200	1,142,500
Other Light Horses	100,500	4,950	497,520
Draft Horses	11,500	2,550	29,380
Ponies	11,500	2,600	29,900
Donkeys and Mules	2,500	1,000	2,500
Total All Equine	168,000	10,130	1,701,800
ASSET VALUES, DECEMBER 31, 2000			
Equine on Hand		10,130	1,701,800
Land, Fences and Buildings		22,065	3,707,000
Vehicles, Equipment		3,527	592,610
Tack Equipment and Clothing		703	118,010
Equine Feed Supplies		204	34,220
Total Equine Related Assets		36,629	6,153,640
Horse Trailers and Vans ²	16,450	647	108,690
EXPENDITURES DURING 2000			
Equine Purchased		294	49,460
Real Estate and Improvements		375	63,010
Equipment Purchased		407	68,320
Total Capital Expenditures		1,076	180,790
Feed		600	100,740
Labor Expenditures		526	88,320
Boarding and Training		326	54,800
Other		1,661	279,000
Total Operating Expenditures		3,112	522,860
Total Expenditures		4,188	703,650

¹Based on total equine on hand September 1, 2000. ²Value of horse trailers and vans included in total value of vehicles and equipment.

Survey conducted in cooperation with the New York State Department of Agriculture & Markets, Nathan L. Rudgers, Commissioner

The information presented in this brochure displays only the equine survey highlights. For questions regarding the overall survey, methodology used, or for a copy of the full report, please contact:

NEW YORK AGRICULTURAL STATISTICS SERVICE
 1 Winners Circle, Albany, New York 12235-0001
 Telephone: (518) 457-5570
 E-Mail: nass-ny@nass.usda.gov
 Home Page: www.nass.usda.gov/ny